




# TRUTAPE

Plotter Films



[www.trutape.com.tr](http://www.trutape.com.tr)






PU FLEX (90 Mikron)


TRUTAPE




White  
S100




Black  
S199




Grey  
S105




Ice Grey  
S106




Navy Blu  
S205




Blue 55  
S210




Royal Blu  
S230




Blue 48  
S240




Torquoise  
S250




Aqua Green  
S255




Sapphire  
S260




Blue Layette  
S270




Sky Blue  
S280




Lilac  
S285




Purple  
S290




Aubergine  
S300




Violetto 16  
S305




Brown  
S310




Leather Brown  
S320




Camel  
S334




Bordeaux  
S330




Cardinal Red  
S340




Red  
S350




Flame Red  
S360




Orange  
S370




Salmon  
S375




Magenta  
S380




Pink  
S390



Rosa 14  
S395




Violetto 17  
S400




Gold Yellow  
S410




Medium Yellow  
S430




Lemon Yellow  
S450




Lime  
S440




Beige  
S490




Apple Green  
S520




Green 48  
S530



Green  
S540



Forest Green  
S560



Military Green  
S580

Mehmet Nesih Özmen Mah. Savur Sk. No: 22 Merter - Güngören / İSTANBUL

Tel: 0 212 637 37 10 Faks: 0 212 637 37 80

[www.trutape.com.tr](http://www.trutape.com.tr)



# PU FLEX (90 Mikron)

## ÜRÜN TANIMI

Plotter ile kesim uygulamaları için PU malzeme

## ÖZELLİKLER

**Ebat:** 50 cm x 25 m

**Net kilo:** 5 kg/rol

## BASIM TALİMATLARI

Aşağıdaki talimatlar sadece normal şartlara göredir.

**Derece:** 150°C (302°F)

**Baskı süresi:** 12 saniye

## KULLANIM TALİMATLARI

- 1) PU üzerinde plotter makinası ile ürünü tersten kesiniz.
- 2) Fazlalıkları çıkarınız.
- 3) Ürünü tişörtün üzerine koyunuz.
- 4) Orta basınçta 12 saniye presleyiniz.
- 5) Sıcakken polyester taşıyıcı filmi çekiniz.

## UYGUN KUMAŞLAR

Pamuk, polyester/pamuk karışımı, polyester/akrilik vb tekstiller için uygundur.

Boyanmış ve işlem görmüş kumaşlar için uygun değildir.


## UYARI

*Bu belgedeki bilgiler bizim tecrübelerimize dayanarak verilmiştir.*

*Size standart üretimizden önce ürünümüzü test etmenizi öneririz.*



Deseni tersten kesiniz



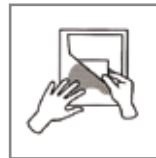
150°C (302°F)



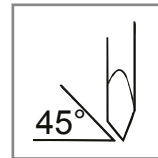
Orta basınç



12 saniye presleme



Sıcak Çekim



45°




40°


## PU FLEX (70 Mikron)




White  
S100




Black  
S199




Grey  
S105




Navy Blu  
S205



Royal Blu  
S230




Sky Blue  
S280




Red  
S350




Orange  
S370




Medium Yellow  
S430




Gold Yellow  
S410




Lemon Yellow  
S450




Green  
S540




Rosa 14  
S395




Bordeaux  
S330



Pink  
S390



Gold  
M410



Silver  
M150

# PU FLEX (70 Mikron)

## ÜRÜN TANIMI

Plotter ile kesim uygulamaları için PU malzeme

## ÖZELLİKLER

**Ebat:** 50 cm x 25 m

**Net kilo:** 5 kg/rol

## BASIM TALİMATLARI

Aşağıdaki talimatlar sadece normal şartlara göredir.

**Derece:** 150°C (302°F)

**Baskı süresi:** 12 saniye

## KULLANIM TALİMATLARI

- 1) PU üzerinde plotter makinası ile ürünü tersten kesiniz.
- 2) Fazlalıkları çıkarınız.
- 3) Ürünü tişörtün üzerine koyunuz.
- 4) Orta basınçta 12 saniye presleyiniz.
- 5) Ilıkken polyester taşıyıcı filmi çekiniz.

## UYGUN KUMAŞLAR

Pamuk, polyester/pamuk karışımı, polyester/akrilik vb tekstiller için uygundur.

Boyanmış ve işlem görmüş kumaşlar için uygun değildir.


## UYARI

*Bu belgedeki bilgiler bizim tecrübelerimize dayanarak verilmiştir.*

*Size standart üretiminizden önce ürünümüzü test etmenizi öneririz.*



Deseni tersten kesiniz



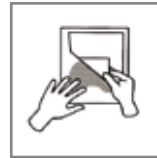
150°C (302°F)



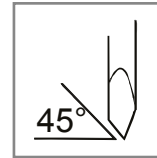
Orta basınç



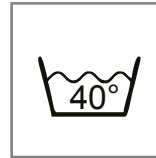
12 saniye presleme



Ilık çekim



45°




40°


## PU FLEX NYLON




White  
S100




Black  
S199



Navy Blu  
S205




Royal Blu  
S230




Red  
S350




Orange  
S370




Medium Yellow  
S430




Gold Yellow  
S410




Green  
S540



Forest Green  
S560



Gold  
M410



Silver  
M150

# PU FLEX NYLON

## ÜRÜN TANIMI

Plotter ile kesim uygulamaları için PU malzeme

## ÖZELLİKLER

**Ebat:** 50 cm x 25 m

**Net kilo:** 5 kg/rol

## BASIM TALİMATLARI

Aşağıdaki talimatlar sadece normal şartlara göredir.

**Derece:** 140°C (284°F) 145°C (293°F)

**Baskı süresi:** 12 saniye

## KULLANIM TALİMATLARI

- 1) PU üzerinde plotter makinası ile ürünü tersten kesiniz.
- 2) Fazlalıkları çıkarınız.
- 3) Ürünü tişörtün üzerine koyunuz.
- 4) Orta basınçta 12 saniye presleyiniz.
- 5) Sıcakken polyester taşıyıcı filmi çekiniz.

## UYGUN KUMAŞLAR

Pamuk, polyester/pamuk karışımı, polyester/akrilik vb tekstiller için uygundur.

Boyanmış ve işlem görmüş kumaşlar için uygun değildir.


## UYARI

*Bu belgedeki bilgiler bizim tecrübelerimize dayanarak verilmiştir.*

*Size standart üretiminizden önce ürünümüzü test etmenizi öneririz.*



Deseni tersten kesiniz



140°C (284°F) ~145°C (293°F)



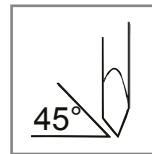
Orta basınç



12 saniye presleme



Sıcak çekim



45°




40°




## PU FLEX SUBLISTOP




White  
S8100




Red  
S8350




Orange  
S8370



Gold Yellow  
S8410




Medium Yellow  
S8430




Lemon Yellow  
S8450


## PU FLEX FLUO




Blue  
F280




Orange  
F370



Pink  
F390




Green  
F540




Yellow  
F450


## PU FLEX METALLIC




Gold  
M410




Silver  
M150




Graphite  
M600



Bronze  
M650



Rame  
M700



Copper Gold  
M660




Gold Ad  
M750


## PU FLEX SHINE




Pearl  
SH150



Blue  
SH286



Pink  
SH206



Yellow  
SH379

# PU FLEX

## ÜRÜN TANIMI

Plotter ile kesim uygulamaları için PU malzeme

## ÖZELLİKLER

**Ebat:** 50 cm x 25 m

**Net kilo:** 5 kg/rol

## BASIM TALİMATLARI

Aşağıdaki talimatlar sadece normal şartlara göredir.

**Derece:** 150°C (302°F)

**Baskı süresi:** 12 saniye

## KULLANIM TALİMATLARI

- 1) PU üzerinde plotter makinası ile ürünü tersten kesiniz.
- 2) Fazlalıkları çıkarınız.
- 3) Ürünü tişörtün üzerine koyunuz.
- 4) Orta basınçta 12 saniye presleyiniz.
- 5) **PU Flex Sublistop/PU Flex Fluo/PU Flex Metallic:**  
Sıcakken polyester taşıyıcı filmi çekiniz.  
**PU Flex Shine:** Ilıkken polyester taşıyıcı filmi çekiniz.

## UYGUN KUMAŞLAR

Pamuk, polyester/pamuk karışımı, polyester/akrilik vb tekstiller için uygundur.  
Boyanmış ve işlem görmüş kumaşlar için uygun değildir.


## UYARI

*Bu belgedeki bilgiler bizim tecrübelerimize dayanarak verilmiştir.*

*Size standart üretiminizden önce ürünümüzü test etmenizi öneririz.*



Deseni tersten kesiniz



150°C (302°F)



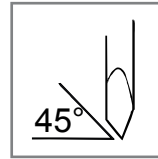
Orta basınç



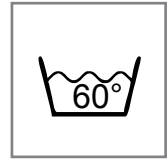
12 saniye presleme



**PU Flex Sublistop**  
**PU Flex Fluo**  
**PU Flex Metallic**  
Sıcak çekim  
**PU Flex Shine**  
Ilk çekim



45°




**PU Flex Sublistop**  
**PU Flex Fluo**  
**PU Flex Metallic**  
\* **PU Flex Shine**  
40°

## PU FLEX GLITTER




White  
G100




Black  
G199




Red  
G350



Blue  
G230



Gold  
GM410




Silver  
GM150




Pink  
G390



Purple  
G290



Orange Fluo  
G370




Yellow Fluo  
G450


## PU FLEX GLOSS (90 Mikron)



White  
G100



Black  
G199



Red  
GY350

## PU FLEX LUMINOUS



Luminous  
LMN

# PU FLEX

## ÜRÜN TANIMI

Plotter ile kesim uygulamaları için PU malzeme

## ÖZELLİKLER

**Ebat:** 50 cm x 25 m

**Net kilo:** 5 kg/rol

## BASIM TALİMATLARI

Aşağıdaki talimatlar sadece normal şartlara göredir.

**Derece:** 150°C (302°F)

**PU Flex Glitter - PU Flex Gloss**

**Baskı süresi:** 12 saniye

**PU Flex Luminous**

**Baskı süresi:** 5 saniye

## KULLANIM TALİMATLARI

- 1) PU üzerinde plotter makinası ile ürünü tersten kesiniz.
- 2) Fazlalıkları çıkarınız.
- 3) Ürünü tişörtün üzerine koyunuz.
- 4) **PU Flex Glitter - PU Flex Gloss:** Orta basınçta 12 saniye presleyiniz.  
**PU Flex Luminous:** Orta basınçta 5 saniye presleyiniz.
- 5) Sıcakken polyester taşıyıcı filmi çekiniz.

## UYGUN KUMAŞLAR

Pamuk, polyester/pamuk karışımı, polyester/akrilik vb tekstiller için uygundur.  
Boyanmış ve işlem görmüş kumaşlar için uygun değildir.


## UYARI

*Bu belgedeki bilgiler bizim tecrübelerimize dayanarak verilmiştir.*

*Size standart üretiminizden önce ürünümüzü test etmenizi öneririz.*



Deseni tersten kesiniz



150°C (302°F)



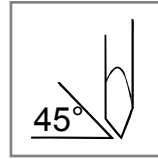
Orta basınç



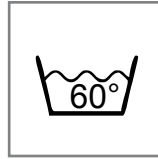
**PU Flex Glitter**  
**PU Flex Gloss**  
12 saniye presleme  
**PU Flex Luminous**  
5 saniye presleme



Sıcak çekim



45°




**PU Flex Glitter**  
**PU Flex Gloss**  
\* **PU Flex Luminous**  
40°


## RUBBER




White  
S100




Black  
S199




Grey  
S105




Navy Blue  
S205




Royal Blue  
S230




Red  
S350




Orange  
S370




Gold Yellow  
S410




Medium Yellow  
S430




Green  
S540




Gold  
M410



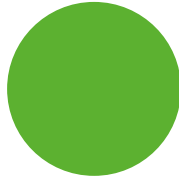
Silver  
M150



Pink Fluo  
F390




Yellow Fluo  
F450



Green Fluo  
F540

## 3D REFLECTIVE FILM



HT 3000 D  
Silver



HT 3500 D  
Dark Gray

# RUBBER - 3D REFLECTIVE FILM

## ÜRÜN TANIMI

Plotter ile kesim uygulamaları için PU malzeme

## ÖZELLİKLER

<b>Rubber:</b>	<b>3D Reflective Film:</b>
<b>Ebat:</b> 50 cm x 25 m	<b>Ebat:</b> 50 cm x 25 m
<b>Net kilo:</b> 5 kg/rol	<b>Net kilo:</b> 9,6 kg/rol

## BASIM TALİMATLARI

Aşağıdaki talimatlar sadece normal şartlara göredir.

**Derece:** 150°C (302°F)

**Baskı süresi:** 5 saniye ön taraftan + 20 saniye arka taraftan

## KULLANIM TALİMATLARI

- 1) PU üzerinde plotter makinası ile ürünü tersten kesiniz.
- 2) Fazlalıkları çıkarınız.
- 3) Ürünü tişörtün üzerine koyunuz.
- 4) Orta basınçta 5 saniye ön taraftan + 20 saniye arka taraftan presleyiniz.
- 5) Ilıkken polyester taşıyıcı filmi çekiniz.

## UYGUN KUMAŞLAR

Pamuk, polyester/pamuk karışımı, polyester/akrilik vb tekstiller için uygundur.  
Boyanmış ve işlem görmüş kumaşlar için uygun değildir.


## UYARI

*Bu belgedeki bilgiler bizim tecrübelerimize dayanarak verilmiştir.*

*Size standart üretiminizden önce ürünümüzü test etmenizi öneririz.*



Deseni tersten kesiniz



150°C (302°F)



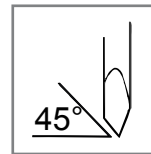
Orta basınç



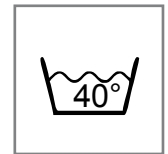
5 saniye ön taraftan presleme +  
20 saniye arka taraftan presleme



Ilık çekim



45°




40°

PVC FLEX


TRUTAPE




OS001  
White




OS002  
Black




OS003  
Royal Blue




OS004  
Navy Blue




OS005  
Sky Blue




OS006  
Yellow




OS007  
Golden Yellow




OS008  
Red




OS009  
Orange




OS010  
Purple




OS011  
Green




OS012  
Gray




OS013  
Brown




OS014  
Pink




OS015  
Maroon




OS016  
Gold



OS017  
Silver




OS018  
Dark Blue




OS019  
Deep Blue



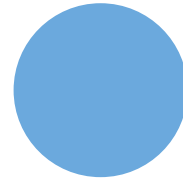
OS020  
Hot Red




OS021  
Dark Green




OS022  
Lime Yellow




OS023  
Aqua Blue




OS024  
Aqua Marine



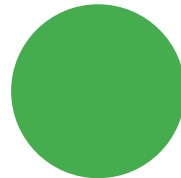
OS025  
Camel




OS026  
Fuchsia




OS027  
Khaki



OS028  
Light Green




OS029  
Dark Silver



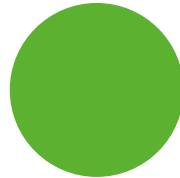
OS031  
Neon Yellow




OS032  
Neon Orange



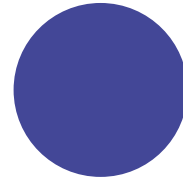
OS033  
Neon Pink




OS034  
Neon Green



OS035  
Neon Blue



OS041  
Mid Blue



OS042  
Magenta



OS043  
Beige

Mehmet Nesih Özmen Mah. Savur Sk. No: 22 Merter - Güngören / İSTANBUL

Tel: 0 212 637 37 10 Faks: 0 212 637 37 80

[www.trutape.com.tr](http://www.trutape.com.tr)



# PVC FLEX

## ÜRÜN TANIMI

Plotter ile kesim uygulamaları için PVC malzeme

## ÖZELLİKLER

**Ebat:** 50 cm x 50 m

**Net kilo:** 10,6 kg/rol

## BASIM TALİMATLARI

Aşağıdaki talimatlar sadece normal şartlara göredir.

**Derece:** 150°C (302°F) 160°C (320°F)

**Baskı süresi:** 10 ~ 12 saniye

## KULLANIM TALİMATLARI

- 1) PVC üzerinde plotter makinası ile ürünü tersten kesiniz.
- 2) Fazlalıkları çıkarınız.
- 3) Ürünü tişörtün üzerine koyunuz.
- 4) Orta basınçta 10 ~ 12 saniye presleyiniz.
- 5) Soğuk/ılıkken polyester taşıyıcı filmi çekiniz.

## UYGUN KUMAŞLAR

Pamuk, polyester/pamuk karışımı, polyester/akrilik vb tekstiller için uygundur.

Boyanmış ve işlem görmüş kumaşlar için uygun değildir.


## UYARI

*Bu belgedeki bilgiler bizim tecrübelerimize dayanarak verilmiştir.*

*Size standart üretiminizden önce ürünümüzü test etmenizi öneririz.*



Deseni tersten kesiniz



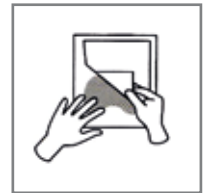
150°C (302°F) ~160°C (320°F)



Orta basınç



10 - 12 saniye presleme




Ilık/Soğuk çekim




## PVC FLEXIBLE FLEX (ESNEK FLEX)




DS-01  
White




DS-02  
Fluo Yellow




DS-03  
Fluo Orange




DS-04  
Fluo Pink




DS-05  
Fluo Green




DS-06  
Silver




DS-07  
Gold




DS-08  
Sky Blue




DS-09  
N/Blue



DS-10  
R/Blue




DS-11  
Purple




DS-12  
Navy




DS-13  
Black




DS-14  
N/Gray




DS-15  
Gray




DS-16  
Yellow




DS-17  
Red



DS-18  
Brown



DS-19  
Green



DS-20  
Khaki

# PVC FLEXIBLE FLEX (ESNEK FLEX)

## ÜRÜN TANIMI

Plotter ile kesim uygulamaları için esnek film flex malzeme

## ÖZELLİKLER

**Ebat:** 50 cm x 50 m

**Net kilo:** 15 kg/rol

## BASIM TALİMATLARI

Aşağıdaki talimatlar sadece normal şartlara göredir.

**Derece:** 150°C (302°F)

**Baskı süresi:** 15 saniye

## KULLANIM TALİMATLARI

- 1) Film üzerinde lazer makinası ile ürünü tersten kesiniz.
- 2) Fazlalıkları çıkarınız.
- 3) Ürünü tişörtün üzerine koyunuz.
- 4) Orta basınçta 15 saniye presleyiniz.
- 5) Soğuk/ılıkken polyester taşıyıcı filmi çekiniz.

## UYGUN KUMAŞLAR

Pamuk, polyester/pamuk karışımı, polyester/akrilik vb tekstiller için uygundur.

Boyanmış ve işlem görmüş kumaşlar için uygun değildir.


## UYARI

*Bu belgedeki bilgiler bizim tecrübelerimize dayanarak verilmiştir.*

*Size standart üretiminizden önce ürünümüzü test etmenizi öneririz.*



Deseni tersten kesiniz



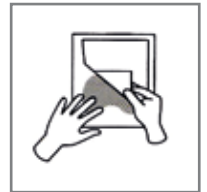
150°C (302°F)



Orta basınç



15 saniye presleme



Ilık/Soğuk çekim

## HOLOGRAM



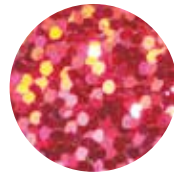
Silver  
H-01




Gold  
H-02



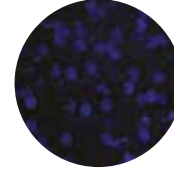
Fuchsia  
H-03



Pink  
H-04



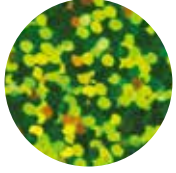
Red  
H-05




R/Blue  
H-06



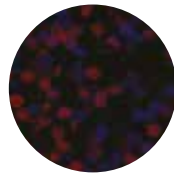
Violet  
H-07




Green  
H-08



Purple  
H-09




Black  
H-10




Sky  
H-11




Orange  
H-12



Aqua  
H-13




L/Green  
H-14




Brown  
H-15



S/Silver  
H-16




Rainbow(A)  
H-17



Rainbow(B)  
H-18



CR-Crystal



CRG-G/Crystal

## NORMAL



Silver  
N-01



Gold  
N-02



Fuchsia  
N-03



Pink  
N-04



Red  
N-05



R/Blue  
N-06




Violet  
N-07



Green  
N-08



Sky  
N-09



Black  
N-10



Clear  
N-11



Orange  
N-12



Aqua  
N-13



L/Green  
N-14



Copper  
N-15



Mint  
N-16



L/Brown  
N-17



Grey  
N-18



M/Silver  
N-19



Rainbow  
N-20



White  
N-21

# HOLOGRAM

## ÜRÜN TANIMI

Plotter ile kesim uygulamaları için hologram malzeme

## ÖZELLİKLER

**Ebat:** 50 cm x 100 m

**Net kilo:** 14 kg/rol

## BASIM TALİMATLARI

Aşağıdaki talimatlar sadece normal şartlara görelerdir.

**Derece:** 150°C (302°F) 160°C (320°F)

**Baskı süresi:** 8 ~ 10 saniye

## KULLANIM TALİMATLARI

- 1) Hologramın üzerinde plotter makinası ile ürünü tersten kesiniz.
- 2) Fazlalıkları çıkarınız.
- 3) Ürünü tişörtün üzerine koyunuz.
- 4) Orta basınçta 8 ~ 10 saniye presleyiniz.
- 5) Soğuk/ılıkken polyester taşıyıcı filmi çekiniz.

## UYGUN KUMAŞLAR

Pamuk, polyester/pamuk karışımı, polyester/akrilik vb tekstiller için uygundur.

Boyanmış ve işlem görmüş kumaşlar için uygun değildir.


## UYARI

*Bu belgedeki bilgiler bizim tecrübelerimize dayanarak verilmiştir.*

*Size standart üretiminizden önce ürünümüzü test etmenizi öneririz.*



Deseni tersten kesiniz



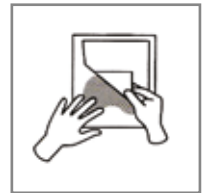
150°C (302°F) 160°C (320°F)



Orta basınç



8 - 10 saniye presleme



Ilık/Soğuk çekim

## SLIM FOIL



Silver  
SM-01




Gold  
SM-02




Royal Blue  
SM-03



Red  
SM-04



Black  
SM-05



Matt Black  
SM-06



White  
SM-07



Green  
SM-08



Brown  
SM-09



Fuchsia  
SM-10



Blue  
SM-11



Matt Silver  
SM-12



Light Gold  
SM-13



Matt Red  
SM-14



Matt Royal  
Blue  
SM-15



Mint  
SM-16



Matt Gold  
SM-17



Silver AB  
SM-18



Spangle Silver  
AB  
SM-19



Rainbow  
SM-20

# SLIM FOIL

## ÜRÜN TANIMI

Plotter ile kesim uygulamaları için slim foil malzeme

## ÖZELLİKLER

**Ebat:** 50 cm x 100 m

**Net kilo:** 13 kg/rol

## BASIM TALİMATLARI

Aşağıdaki talimatlar sadece normal şartlara göredir.

**Derece:** 150°C (302°F) 160°C (320°F)

**Baskı süresi:** 8 ~ 10 saniye

## KULLANIM TALİMATLARI

- 1) Slim foil üzerinde plotter makinası ile ürünü tersten kesiniz.
- 2) Fazlalıkları çıkarınız.
- 3) Ürünü tişörtün üzerine koyunuz.
- 4) Orta basınçta 8 ~ 10 saniye presleyiniz.
- 5) Soğuk/ılıkken polyester taşıyıcı filmi çekiniz.

## UYGUN KUMAŞLAR

Pamuk, polyester/pamuk karışımı, polyester/akrilik vb tekstiller için uygundur.

Boyanmış ve işlem görmüş kumaşlar için uygun değildir.


## UYARI

*Bu belgedeki bilgiler bizim tecrübelerimize dayanarak verilmiştir.*

*Size standart üretiminizden önce ürünümüzü test etmenizi öneririz.*



Deseni tersten kesiniz



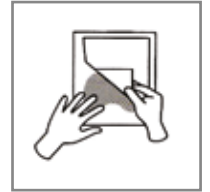
150°C (302°F) 160°C (320°F)



Orta basınç



8 - 10 saniye presleme



Ilık/Soğuk çekim


## GLITTER




GS-01




GS-02



GS-03



GS-05



GS-06



GS-07




GS-08



GS-09




GS-10



GS-11




GS-12



GS-17



GS-18




GS-19




GS-20




GS-24




GS-25



GS-26




GS-27




GS-29




GS-32




GS-33




GS-35



GS-41



GS-45



GS-46



GS-63

# GLITTER

## ÜRÜN TANIMI

Plotter ile kesim uygulamaları için Glitter malzeme

## ÖZELLİKLER

**Ebat:** 50 cm x 50 m

**Net kilo:** 11 kg / rol

## BASIM TALİMATLARI

Aşağıdaki talimatlar sadece normal şartlara göredir.

**Derece:** 150°C (302°F) 160°C (320°F)

**Baskı süresi:** 10 ~ 15 saniye

## KULLANIM TALİMATLARI

- 1) Glitter üzerinde plotter makinası ile ürünü tersten kesiniz.
- 2) Fazlalıkları çıkarınız.
- 3) Ürünü tişörtün üzerine koyunuz.
- 4) Orta basınçta 10 ~ 15 saniye presleyiniz.
- 5) Soğuk/ılıkken polyester taşıyıcı filmi çekiniz.

## UYGUN KUMAŞLAR

Pamuk, polyester/pamuk karışımı, polyester/akrilik vb tekstiller için uygundur.

Boyanmış ve işlem görmüş kumaşlar için uygun değildir.


## UYARI

*Bu belgedeki bilgiler bizim tecrübelerimize dayanarak verilmiştir.*

*Size standart üretiminizden önce ürünümüzü test etmenizi öneririz.*



Deseni tersten kesiniz



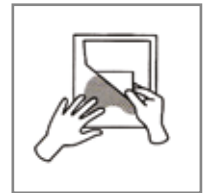
150°C (302°F) ~160°C (320°F)



Orta basınç




10 - 15 saniye presleme




Ilık/Soğuk çekim



## GLITTER HOLOGRAM



GHR-30



GHR-31



GHR-32




GMX-01

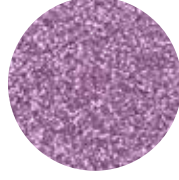
## GLITTER RAINBOW




GKR-21




GKR-22



GKR-24



GKR-25



GKR-26



GKR-21  
PRINTABLE

## GLITTER FLUORESCENCE RAINBOW




GRF-62




GRF-63



GRF-64



GRF-65



GRF-68

# GLITTER

## ÜRÜN TANIMI

Plotter ile kesim uygulamaları için Glitter malzeme

## ÖZELLİKLER

**Ebat:** 50 cm x 50 m

**Net kilo:** 11 kg/rol

## BASIM TALİMATLARI

Aşağıdaki talimatlar sadece normal şartlara göredir.

**Derece:** 150°C (302°F) 160°C (320°F)

**Baskı süresi:** 10 ~ 15 saniye

## KULLANIM TALİMATLARI

- 1) Glitter üzerinde plotter makinası ile ürünü tersten kesiniz.
- 2) Fazlalıkları çıkarınız.
- 3) Ürünü tişörtün üzerine koyunuz.
- 4) Orta basınçta 10 ~ 15 saniye presleyiniz.
- 5) Soğuk/ılıkken polyester taşıyıcı filmi çekiniz.

## UYGUN KUMAŞLAR

Pamuk, polyester/pamuk karışımı, polyester/akrilik vb tekstiller için uygundur.

Boyanmış ve işlem görmüş kumaşlar için uygun değildir.


## UYARI

*Bu belgedeki bilgiler bizim tecrübelerimize dayanarak verilmiştir.*

*Size standart üretiminizden önce ürünümüzü test etmenizi öneririz.*



Deseni tersten kesiniz



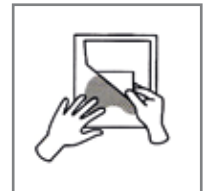
150°C (302°F) ~160°C (320°F)



Orta basınç



10 - 15 saniye presleme



Ilık/Soğuk çekim

## REFLECTIVE (REFLEKTÖR)



Y101  
Gray



Y001  
Silver

## COLORED REFLECTIVE (RENKLİ REFLEKTÖR)



HT-201A  
Red



HT-202A  
Royal Blue



HT-203A  
Yellow



HT-204A  
Green



HT-205A  
Black



HT-206A  
White




HT-207A  
Gold



HT-208A  
Cobalt Blue



HT-209A  
Sky Blue



HT-210A  
Fluo Yellow



HT-211A  
Fluo Pink



HT-212A  
Fluo Green



HT-213A  
Fluo Orange



HT-214A  
Fluo Red



HT-215A  
Dk.Grey

# REFLECTIVE (REFLEKTÖR) – COLORED REFLECTIVE (RENKLİ REFLEKTÖR)

## ÜRÜN TANIMI

Plotter ile kesim uygulamaları için Reflektif Film malzeme

## ÖZELLİKLER

<b>Renkli Reflektör:</b>	<b>Reflektör:</b>
<b>Ebat:</b> 50 cm x 50 m	<b>Ebat:</b> 50 cm x 50 m
<b>Net kilo:</b> 11 kg / rol	<b>Net kilo:</b> 9,6 kg / rol

## BASIM TALİMATLARI

Aşağıdaki talimatlar sadece normal şartlara göredir.

**Derece:** 150°C (302°F)

**Baskı süresi:** 15 saniye

## KULLANIM TALİMATLARI

- 1) Film üzerinde lazer makinası ile ürünü tersten kesiniz.
- 2) Fazlalıkları çıkarınız.
- 3) Ürünü tişörtün üzerine koyunuz.
- 4) Orta basınçta 15 saniye presleyiniz.
- 5) Soğuk/ılıkken polyester taşıyıcı filmi çekiniz.

## UYGUN KUMAŞLAR

Pamuk, polyester/pamuk karışımı, polyester/akrilik vb tekstiller için uygundur.

Boyanmış ve işlem görmüş kumaşlar için uygun değildir.


## UYARI

*Bu belgedeki bilgiler bizim tecrübelerimize dayanarak verilmiştir.*

*Size standart üretimizden önce ürünümüzü test etmenizi öneririz.*



Deseni tersten kesiniz



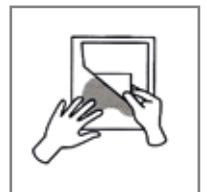
150°C (302°F)



Orta basınç



15 saniye presleme



Ilık/Soğuk çekim

## FLOCK



OSF001  
White



OSF002  
Black



OSF003  
Royal Blue



OSF004  
Navy Blue



OSF005  
Sky Blue



OSF006  
Yellow



OSF007  
Pink



OSF008  
Red



OSF009  
Orange



OSF010  
Beige



OSF011  
Green



OSF012  
Gray

# FLOCK

## ÜRÜN TANIMI

Plotter ile kesim uygulamaları için Flok malzeme

## ÖZELLİKLER

**Ebat:** 50 cm x 25 m

**Net kilo:** 7 kg/rol

## BASIM TALİMATLARI

Aşağıdaki talimatlar sadece normal şartlara göredir.

**Derece:** 150°C (302°F) 160°C (320°F)

**Baskı süresi:** 8 - 10 saniye

## KULLANIM TALİMATLARI

- 1) Film üzerinde plotter makinası ile ürünü tersten kesiniz.
- 2) Fazlalıkları çıkarınız.
- 3) Ürünü tişörtün üzerine koyunuz.
- 4) Orta basınçta 8~10 saniye presleyiniz.
- 5) Soğukken polyester taşıyıcı filmi çekiniz.

## UYGUN KUMAŞLAR

Pamuk, polyester/pamuk karışımı, polyester/akrilik vb tekstiller için uygundur.

Boyanmış ve işlem görmüş kumaşlar için uygun değildir.


## UYARI

*Bu belgedeki bilgiler bizim tecrübelerimize dayanarak verilmiştir.*

*Size standart üretiminizden önce ürünümüzü test etmenizi öneririz.*



Deseni tersten kesiniz



150°C (302°F) 160°C (320°F)



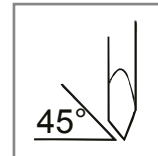
Orta basınç



8 - 10 saniye presleme



Soğuk çekim



45°



40°





# TRUTAPE

## Plotter Films



### KARYA TEKSTİL SAN. ve DIŞ TİC. A.Ş.

#### TRUTAPE

Mehmet Nesih Özmen Mh. Savur Sk. No: 22  
Merter - Güngören / İstanbul - Turkey  
P. +90 212 637 03 34 F. +90 212 637 03 38  
info@trutape.com | www.trutape.com.tr

